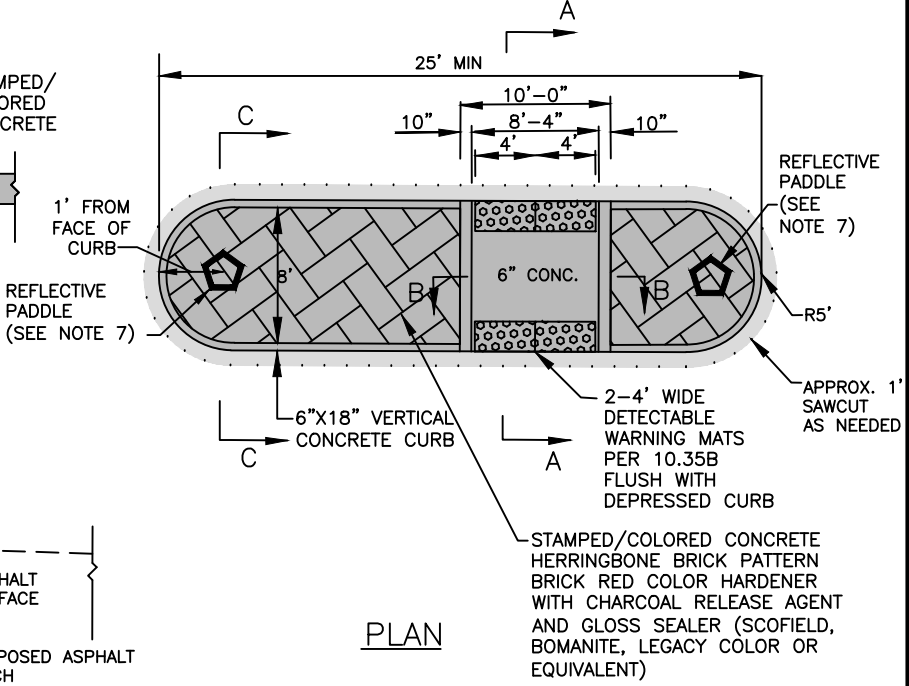
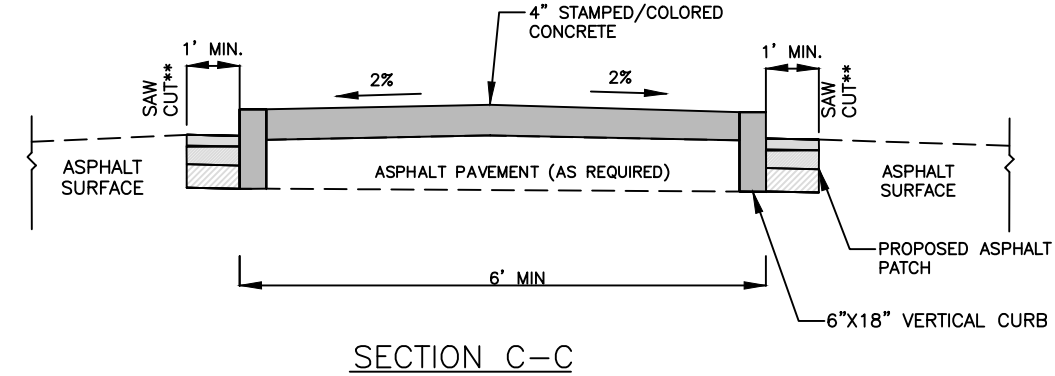
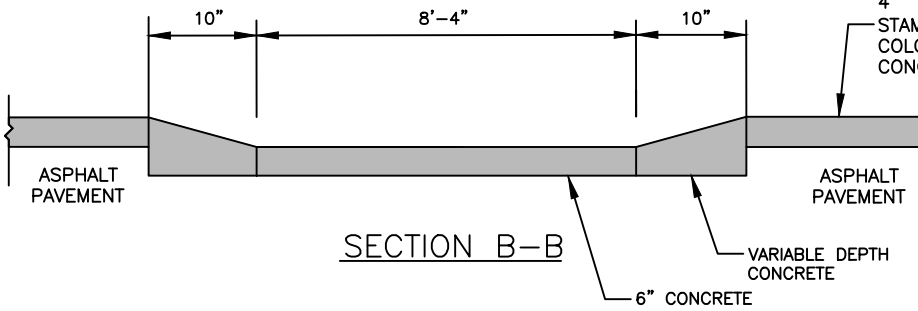


** = SAWCUT AS NEEDED IF INSTALLED IN EXISTING PAVEMENT

NOTES:

1. THIS DETAIL IS APPROVED FOR CITY MAINTAINED STREETS ONLY.
2. PROPOSED ASPHALT PATCH LAYER THICKNESS WILL VARY AS REQUIRED BY CDOT.
3. ENSURE PEDESTRIAN PASS-THRU HAS ADEQUATE SLOPE DRAINAGE AND DOES NOT POND WATER.
4. STAMPED/COLORED CONCRETE PATTERN AND COLOR MAY BE ALTERED WITH CDOT APPROVAL.
5. THIS DETAIL MAY BE USED TO PROVIDE A PEDESTRIAN REFUGE PASS-THRU IN AN EXISTING MEDIAN WITH VERTICAL CURB.
6. MILLING AND OVERLAY MAY BE REQUIRED TO SEAL JOINTS AT SAWCUT LOCATIONS.
7. USE "QWICK KURB L104 REFLECTIVE YELLOW PADDLE" OR EQUIVALENT.



NOT TO SCALE



CITY OF CHARLOTTE
LAND DEVELOPMENT STANDARDS

PEDESTRIAN REFUGE
(WITH VERTICAL CURB)

STD. NO.	REV.
10.41B	17