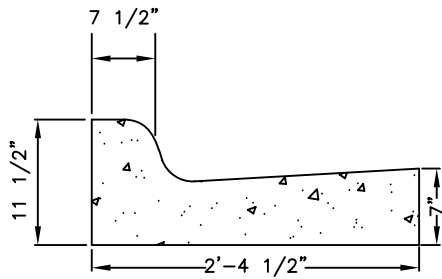
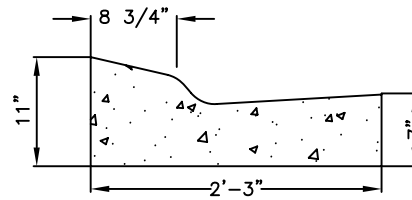


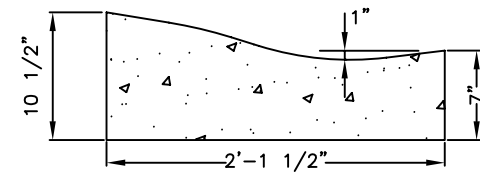
PLAN VIEW



SECTION A-A



SECTION B-B



SECTION C-C

NOTES:

1. TRANSITION IS NOT TO BE LOCATED WITHIN THE CURB RADIUS.

NOT TO SCALE



CITY OF CHARLOTTE
LAND DEVELOPMENT STANDARDS
INCLUDES CHARLOTTE ETJ

CURB TRANSITION
2'-6" CURB AND GUTTER TO 2'-0" VALLEY GUTTER

STD. NO.	REV.
10.19	