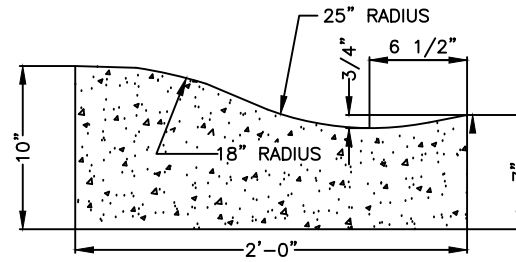


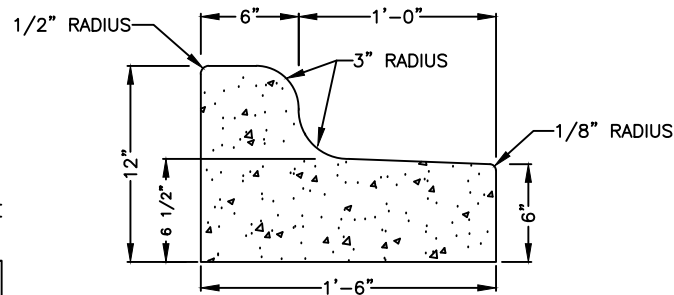
2'-0" VALLEY GUTTER



1'-6" MEDIAN CURB AND GUTTER**

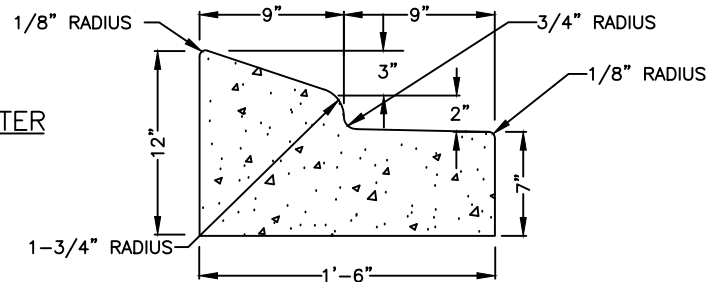
TO BE USED IN MEDIANS WHEN LANES ARE SLOPED FROM ISLAND OR AS SPECIFIED BY THE APPROPRIATE CITY DEPT.

**ONLY FOR USE ON MEDIANS WITHIN CITY-MAINTAINED STREETS.



1'-6" MOUNTABLE CURB AND GUTTER

TO BE USED IN MEDIANS OR TRUCK APRONS ONLY; WHEN SPECIFIED BY THE APPROPRIATE CITY DEPT.



NOT TO SCALE



CITY OF CHARLOTTE
LAND DEVELOPMENT STANDARDS
INCLUDES CHARLOTTE ETJ

CURB AND GUTTER

STD. NO.	REV.
10.17B	20