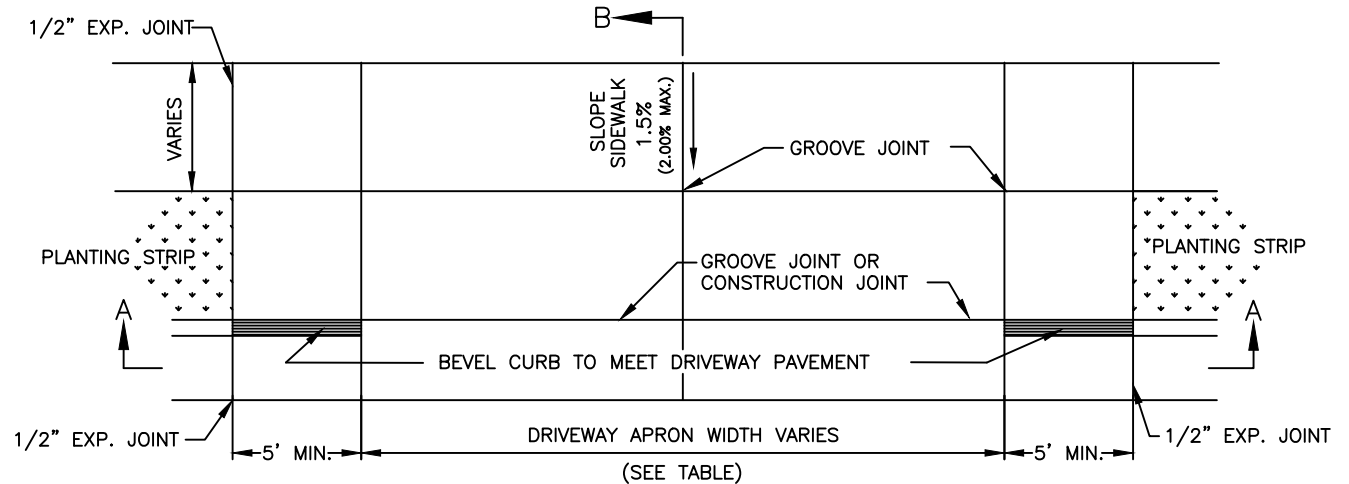


NOTES:

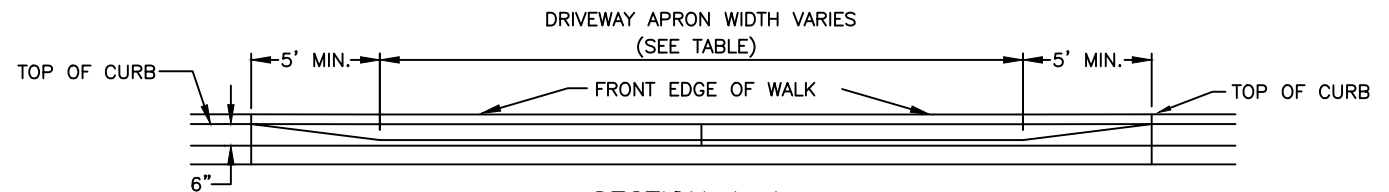
1. ALL CONCRETE TO BE 3600 P.S.I. COMPRESSIVE STRENGTH.
2. AT ALL DRIVEWAYS, SIDEWALKS TO BE REMOVED TO THE NEAREST JOINT BEYOND NEW CONSTRUCTION OR CUT WITH A SAW AND REMOVED. SAW CUT OR JOINT TO BE PERPENDICULAR TO EDGE OF EXISTING PAVEMENT. SEE STD. NO. 10.17 FOR JOINT DETAIL.
3. ALL DRIVEWAYS MUST MEET THE CURRENT CITY DRIVEWAY REGULATIONS AND NCDOT REQUIREMENTS FOR SPACING, SIGHT DISTANCE, AND OFFSETS FROM PROPERTY LINES AND INTERSECTIONS.
4. "A" BREAKOVER SHALL BE 8% OR LESS (A=ALGEBRAIC DIFFERENCE).
5. PRIOR APPROVAL IS REQUIRED BY CDOT ON GRADES EXCEEDING THE GRADES SHOWN ON THIS DETAIL.
6. **PER NC IFC SECTION D103.2, FIRE APPARATUS ROADS SHALL NOT EXCEED 10 PERCENT IN GRADE.
7. JOINT MATERIAL SHOULD BE PLACED FLUSH WITH CONCRETE.
8. THIS DETAIL IS ONLY FOR USE WHEN PLANTING STRIP IS 6' OR LESS IN WIDTH. USE TYPE II-MODIFIED DRIVEWAY 10.25E WITH LARGER PLANTING STRIP.

DRIVEWAY APRON WIDTH		
TYPE DRIVEWAYS	MINIMUM	MAXIMUM
ONE-WAY TYPE II - COMMERCIAL	20'	30'
TWO-WAY TYPE II - COMMERCIAL	26'	50'*

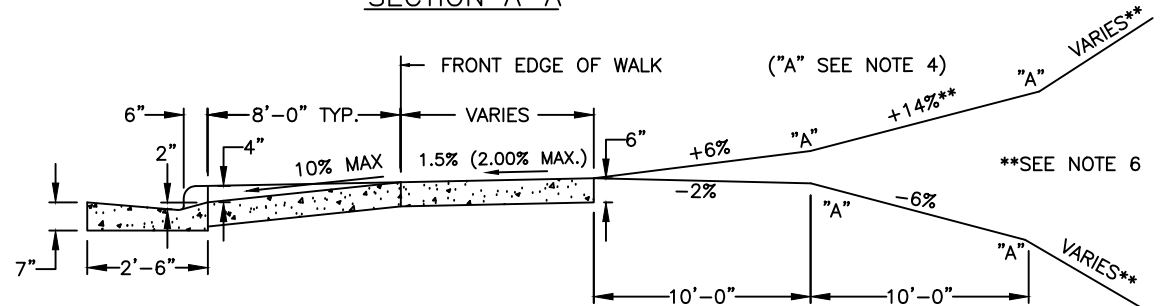
* NEED MORE THAN ONE CONTRACTION JOINT IN CENTER.



PLAN VIEW



SECTION A-A



SECTION B-B

NOT TO SCALE



CITY OF CHARLOTTE
LAND DEVELOPMENT STANDARDS
INCLUDES CHARLOTTE ETJ

COMMERCIAL DROP CURB TYPE II DRIVEWAY
WITH PLANTING STRIP
(2'-6" CURB AND GUTTER)

STD. NO.	REV.
10.25B	23