



**CHARLOTTE**

**Department of General Services – City Procurement**

<b>Addendum #4</b>	<b>Fire Apparatus ITB# 269-2023-021</b>
--------------------	---


To: All Prospective Bidders


Date: April 13, 2023


**Subject: Addendum # 4 – ITB# 269-2023-021 – Fire Apparatus**

Please note the specification changes/modifications below for the ITB.

<b>Item #</b>	<b>Page #</b>	<b>Section #</b>	<b>Specification</b>	<b>Modifications and Questions</b>
1		Ref 366.1 Engine Specifications  Ref. 396.1 Aerial Ladder Specifications  Ref. 377.1 Mid Mount Specifications	Attachments A, B, and C	<p><b>Question:</b> You are asking for a Lifetime Warranty on the Custom Chassis. Can you please clarify?</p> <p><b>Answer:</b> The request is as stated. Any Custom Chassis component not considered as a wearable item throughout the fire apparatus industry shall carry a lifetime warranty. If you cannot offer the request, provide an exception stating so, why not and your proposed warranty.</p>
2		Ref 366.1 Engine Specifications  Ref. 396.1 Aerial Ladder Specifications  Ref. 377.1 Mid Mount Specifications	Attachments A, B, and C	<p><b>Question:</b> We were advised this week that Weldon is no longer going to support the Vista Screen. They will be changing to an Ultra View Screen. The size is said to be bigger than the current Vista Screens.</p> <p><b>Answer:</b> The larger screen is acceptable</p>
3		Ref 366.1 Engine Specifications  Ref. 396.1 Aerial Ladder Specifications  Ref. 377.1 Mid Mount Specifications	Attachments A, B, and C	<p><b>Question:</b> Mechanical Siren has no mention of activation locations (Ex. Switches on floor or dash). Pumper Spec</p> <p><b>Answer:</b> (349.1 The mechanical siren foot switch shall be positioned outboard of any other foot switch, if applicable. &amp; 350.1 A 30.00-degree angled foot switch bracket, wide enough to accommodate (2) foot switches, shall be installed outboard of the steering column for specified driver-accessible foot switch activations. This is referencing the mechanical siren switch to be mounted on the floor to the left of the steering column. The driver activates the switch with his/her foot.</p>

Item #	Page #	Section #	Specification	Modifications and Questions
				<p>353.1 There shall be a mechanical Siren Foot switch on the right-hand side of the truck. This will be finalized during pre-construction, however a typical location for the Charlotte Fire Department is located on the right front of the engine tunnel where it meets the dashboard. The placement is suited best for the natural motion of the Officer's left wrist and left hand to activate the switch. See picture for general location of Officer's activation switch.</p> 
4		<p>Ref 366.1 Engine Specifications</p> <p>Ref. 396.1 Aerial Ladder Specifications</p> <p>Ref. 377.1 Mid Mount Specifications</p>	<p>Attachments A, B, and C</p>	<p><b>Question:</b> You stated for ease of reading you wanted all bids in same format order. Due to different Mfg. using different formats than the spec put out, we are asking would you accept your Spec in Three ring binder along with Bidders in Three ring binders. with us referencing on your spec what page that could be found on bidders spec.</p> <p><b>Answer:</b> Yes, as long as it is sealed, and the following information is written on the outside of the box:</p> <ul style="list-style-type: none"> <li>• The Bidder's company name.</li> <li>• The Bid number, as indicated on the cover letter to this ITB; and</li> <li>• Identification of the equipment, supply and/or service for which the Bid is submitted, as indicated at the top of the cover letter to this ITB.</li> <li>• Please be advised that the electronic copy on flash drive must be identical to the unbound original.</li> </ul>
5	89 - 90	410.0	<p>Attachment A – Engine Specifications</p>	<p><b>Question:</b> Is each compartment, WL1/WL3, to have a dual air bottle compartment in a vertical design?</p> <p><b>Answer:</b> Yes, this is the intent, but will be finalized during pre-construction once the determination of available space has been verified.</p>

Item #	Page #	Section #	Specification	Modifications and Questions
6			Attachments A, B, and C	<p><b>Question:</b> Will a sealed box be an acceptable form to submit the bids in?</p> <p><b>Answer:</b> Yes, as long as it is sealed, and the following information is written on the outside of the box:</p> <ul style="list-style-type: none"> <li>• The Bidder’s company name.</li> <li>• The Bid number, as indicated on the cover letter to this ITB; and</li> <li>• Identification of the equipment, supply and/or service for which the Bid is submitted, as indicated at the top of the cover letter to this ITB.</li> <li>• Please be advised that the electronic copy on flash drive must be identical to the unbound original.</li> </ul>
7	71 - 72	335.0-341.1	Attachment A – Engine Specifications	<p><b>Question:</b> Are the Whelen M4 intersection lights needed as well as the Whelen 600 series side warning lights?</p> <p><b>Answer:</b> Yes</p>
8	107	479.1	Attachment A – Engine Specifications	<p><b>Question:</b> Confirming flow rates for metering valve. Typically, class B will be 1%, 3%, and 6%.</p> <p><b>Answer:</b> The metering valve on this system is infinitely adjustable between .25% and 6%. The settings are a product specific directive of .250; .500; 1.0; 3.0; and 6.0% with the inclusion of an OFF position.</p> 
9	107	483.1	Attachment A – Engine Specifications	<p><b>Question:</b> - Can the foam system be confirmed? Section 483.1 talks about a Class “A” system where the foam system is calling for Class “B” foam.</p> <p><b>Answer:</b> The spec verbiage is discussing where the foam concentrate/flushing intake is plumbed into the system. This prevents externally sourced concentrate from mixing with onboard foam in the tank. We only use Class “B” foam.</p>

Item #	Page #	Section #	Specification	Modifications and Questions
10	109	492.1	Attachment A – Engine Specifications	<p><b>Question:</b> Please confirm what this yellow painted background plate is for on the foam system.</p> <p><b>Answer:</b> The yellow background is for all foam system components. We use this system to assist the pump operator with foam operations and easily identifying foam system components.</p> 
11	26	72.1	Attachment C – Midmount Specifications	<p><b>Question:</b> - The Engines typically have a park brake input as part of the overall interlock package and is generally a requirement for PTO/Remote Throttle/Hi-Idle operation.</p> <p><b>Answer:</b> This is currently used for an Auxiliary Power Unit and activates the idle shut down feature in the engine ECM in our current trucks. This would need to be adapted to the bidder's idle management system if being used.</p>
12	26	72.1	Attachment C – Midmount Specifications	<p><b>Question:</b> Are you looking for a throttle shutdown switch or a means to disable the accelerator pedal?</p> <p><b>Answer:</b> This is currently used for an Auxiliary Power Unit and activates the idle shut down feature in the engine ECM in our current trucks. This would need to be adapted to the bidder's idle management system if being used.</p>
13	167	647.1	Attachment C – Midmount Specifications	<p><b>Question:</b> Which light is requested? Spec calls for Two (2) HiViz FL5L15110SWITCH, 120-volt telescoping lights. The light shall be complete with one (1) Whelen Pioneer 3000 series side mount top adjusts pullup pole. We are not able to locate the model number provided.</p> <p><b>Answer:</b> The correct and verified number is FT-SL-15-FT-110-SW-W. It's a 20,000 lumen pole mounted LED Scene Light.</p>

Item #	Page #	Section #	Specification	Modifications and Questions
14	7	Section One	1.3	<p><b>Modification:</b> The schedule for this solicitation has been updated and is provided on page 5.</p> <p><b>The bid opening date has been extended to Wednesday, May 3, 2023, at 11:00 a.m. EST.</b></p>

### 1.3 Schedule:

The following chart shows the schedule of events for each prospective Bidder. The key events and deadlines for the bidding process are as follows:

DATE	EVENT
February 13, 2023	<i>Issuance of ITB.</i> The City issues this ITB.
March 6, 2023	<i>Submission of Written Questions Prior to Pre-Bid Conference.</i> Prospective Bidders are permitted to submit written questions for purposes of clarifying this ITB. All submissions must be pursuant to the instructions in Section 1.11. Questions are due by 2:00 p.m. EST on March 6, 2023.
March 27, 2023	<i>Mandatory Pre-Bid Conference:</i> Bidders are required to attend the pre-bid conference to be held on <b>Monday, March 27, 2023, at 11:00 a.m. EST.</b> Bidders need to email <a href="mailto:Priscilla.Smith@charlottenc.gov">Priscilla.Smith@charlottenc.gov</a> to receive a link to the meeting.
April 3, 2023	<i>Final Submission of Written Questions.</i> Final questions are due no later than 4:00 p.m. EST.
April 17, 2023	<i>Final Addendum Posted.</i>
May 3, 2023	<i>Bid Submission &amp; Opening.</i> Bids are due by 11:00 a.m. EST. Please arrange for bid delivery per instructions in Section 1.8. All Bids will be opened and publicly read aloud via Microsoft Teams. <b>Late submissions will not be accepted.</b>
May 3, 2023 – June 28, 2023	<i>Bid Submittal Review</i>
August 28, 2023	<i>Contract Award by Charlotte City Council.</i>
September 11, 2023	<i>Contract Effective Date.</i> The company will begin providing the specified Fire Apparatus to the City of Charlotte.

In order to constitute a complete bid response, you must acknowledge receipt of this addendum with the **Addenda Acknowledgment Form in Section 4 Form 3** of the ITB in your Bid.

***Any Bidder not acknowledging receipt of an issued addendum may not be considered.***

In the event additional changes or clarifications to this ITB are warranted, all Bidders are responsible for monitoring the City's [Contract Opportunities](#) site or [www.ips.state.nc.us](http://www.ips.state.nc.us) or for additional addenda.

We appreciate your interest in doing business with the City and look forward to receiving a Bid from your company.

Sincerely,

Priscilla Smith  
Procurement Officer

cc: ITB Team  
ITB File