

# RIDERSHIP DATA

## CHARLOTTE'S SHARED MOBILITY PILOT PROGRAM



### IN DECEMBER, THE AVERAGE DOCKLESS BIKE SHARE USER...



Took **1-3 trips**

Traveled **0.9 miles** per trip

Spent **12 minutes** biking per trip

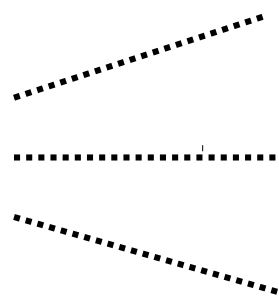

Since launching in November 2017, nearly **265,526 TRIPS** have been taken using dockless bike share

# RIDERSHIP DATA

## CHARLOTTE'S SHARED MOBILITY PILOT PROGRAM



### IN DECEMBER, THE AVERAGE E-SCOOTER USER...



Took **1-3 trips**

Traveled **1.7 miles** per trip

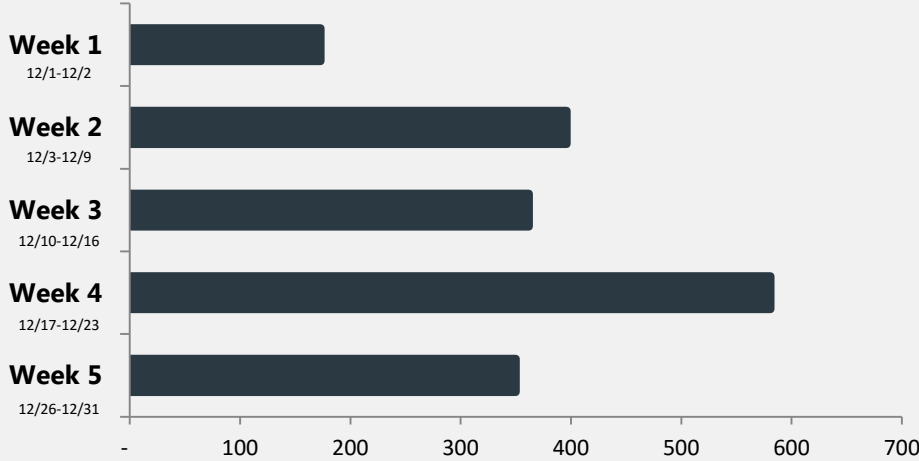
Spent **12 minutes** scooting per trip

Since launching in May, over **726,077 TRIPS** have been taken using e-scooter share

# DECEMBER DATA

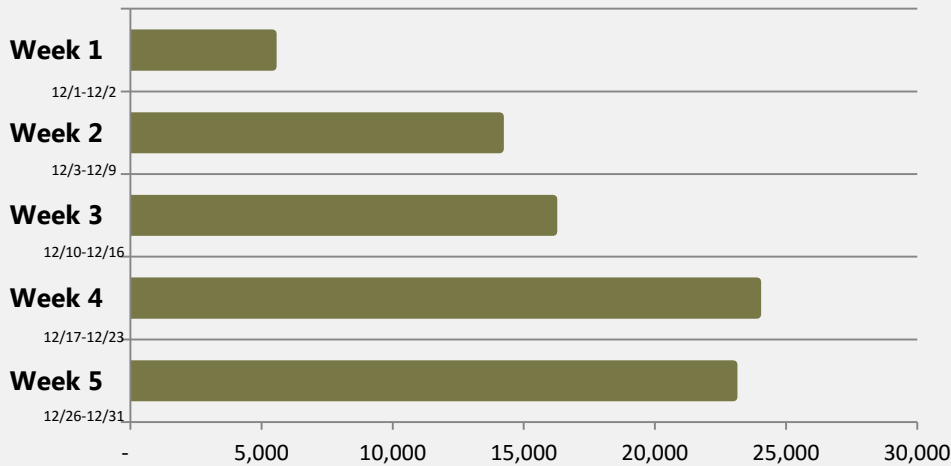
## CHARLOTTE'S SHARED MOBILITY PILOT PROGRAM

### BIKE SHARE TRIPS



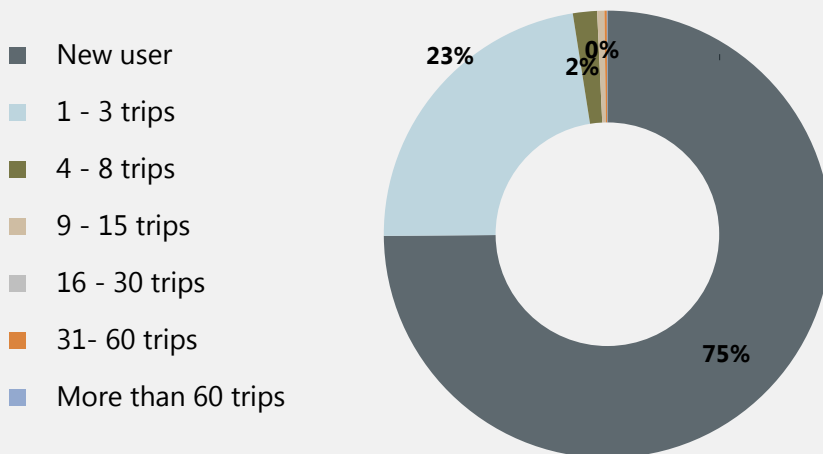
**3,312 trips  
& 2,213 miles**  
biked in  
December

### E-SCOOTER TRIPS



**82,523 trips  
& 81,484 miles**  
scouted in  
December

### SHARED USERS



**23,302 new**  
shared mobility  
users in  
December

Since launching in November 2017, nearly **1,126,008 MILES**  
have been biked and scooted using shared mobility