



Minority, Women, and Small Business Enterprises Fiscal Year 2020 Annual Report

Workforce & Business Development

September 7, 2021

1

MEETING AGENDA

1. CBI Annual Report Introduction
2. CBI FY2020 Annual Report

2

CBI ANNUAL REPORT PROCESS

- The 2020 data covers the period between July 1st, 2019 to June 30, 2020
- Audited contract data available October 31st
- FY2020 Report was created in conjunction with CGR Creative, a CBI certified MBE

3

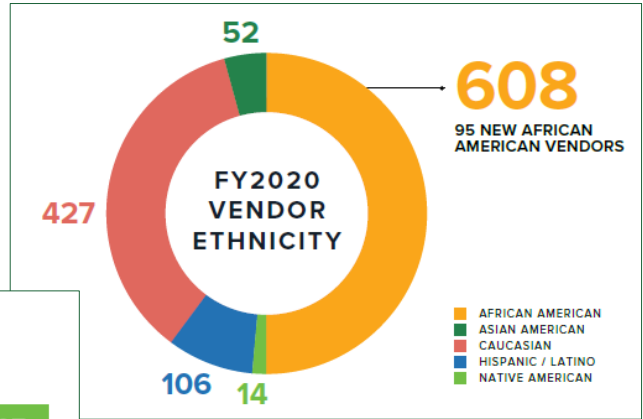
FY2020 PROGRAM HIGHLIGHTS

1,207	city certified MWSBE firms – ↑15% from FY2019
95	newly certified African American vendors in FY2020
\$26 MILLION	increased spending with certified businesses - ↑19 %
21%	increased spending with MWSBE prime contractors
15 %	increased spending with prime MBE firms

4

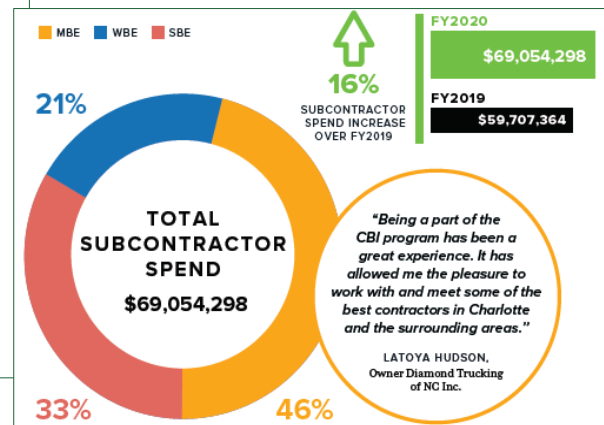
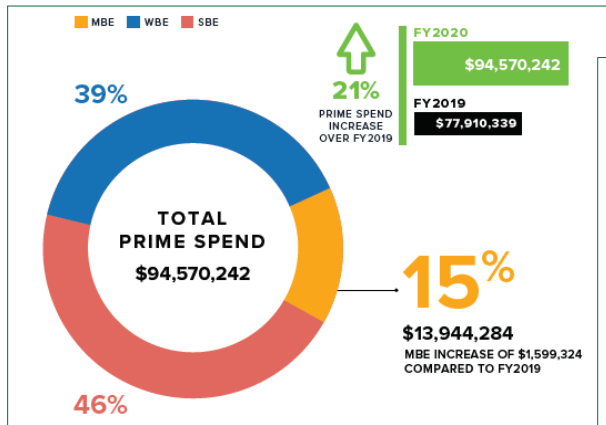
CITY CERTIFIED MWSBE FIRMS

FY2020 saw growth of certified African American vendors



5

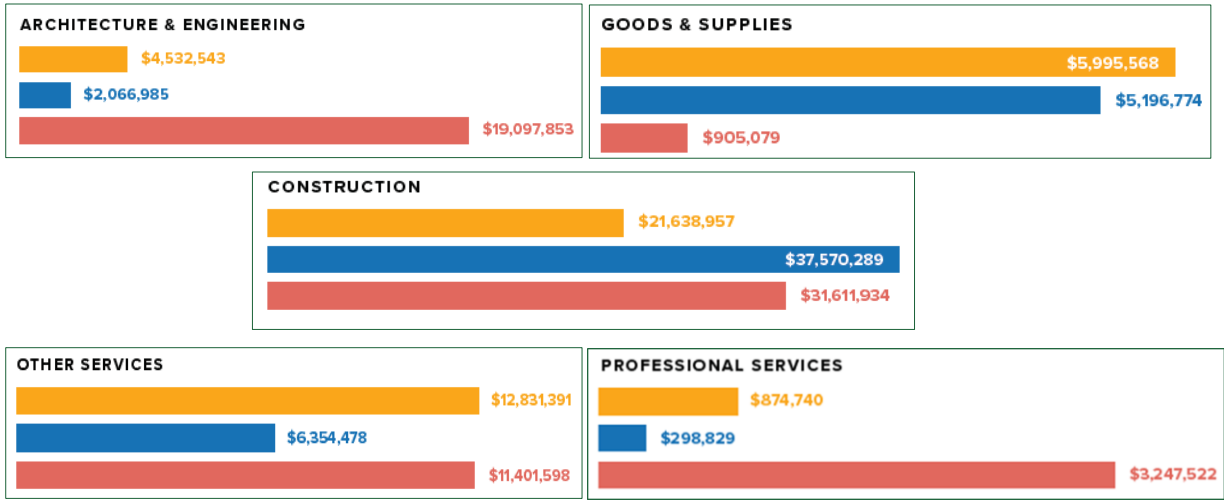
TOTAL MWSBE SPEND FOR FISCAL YEAR 2020



FY2020 spend with MWSBEs totaled over \$163 million

6

TOTAL MWSBE SPEND BY CERTIFICATION TYPE & WORK CATEGORY

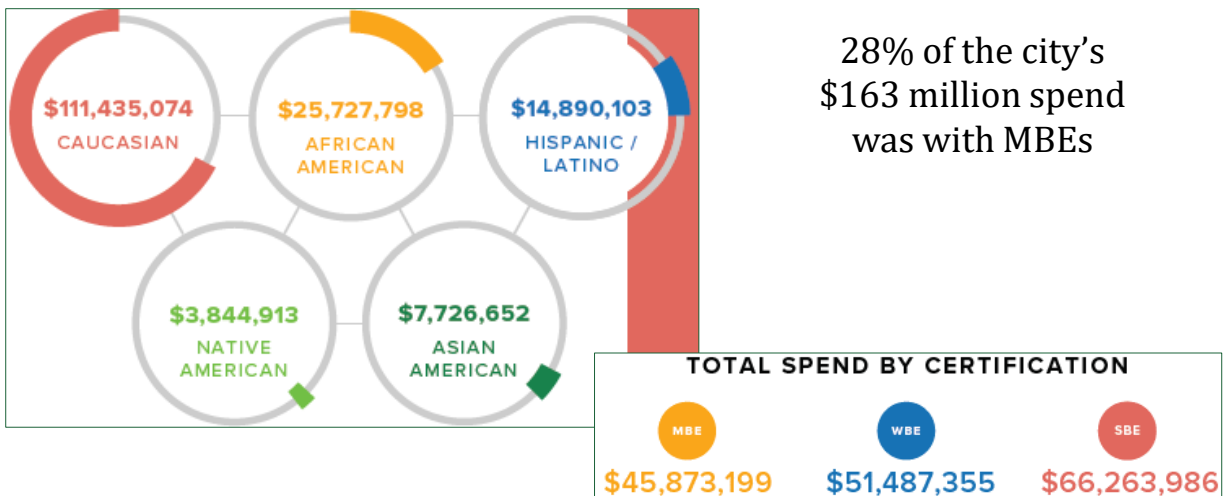


Spend with MWSBEs increased by over \$26 million



7

TOTAL MWSBE SPEND BY CERTIFICATION TYPE & ETHNICITY



8

Questions?

